
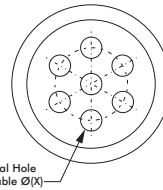
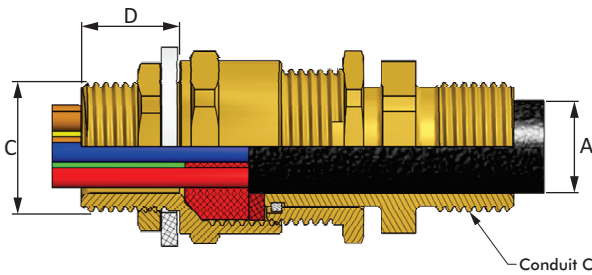




### A2FMHRM- Ex "d" and Ex "e" Cable Gland with Mul hole Seal

**Size** : 16mm to 32mm & 3/8" to 1"  
**Standard** : EN IEC 60079-0:2018, EN/IEC 60079-1:2014, EN/IEC 60079-7:2015+A1:2018, EN IEC 60079-31:2014/2013  
**Function** : Providing flameproof seal on outer sheaths of Unarmoured & Braid Armour cable in indoor and outdoor hazardous area with swivel male rigid conduit connection.  
**IECEX Certificate No.** : IECEX ITS 16.0041X  
**ATEX Certificate No.** : ETL22ATEX0109X  
**PESO Certificate No.** : Coming soon  
**Code of Protection** : Ex db IIC Gb, Ex eb IIC Gb, Ex tb IIIC Db

**Ingress Protection** : IP66/IP67 as per EN 60529.  
**Operating Temp.** : -60°C to +135°C  
**Material** : Brass CW614N/CW617N/EN12165, Stainless Steel 316L  
**Thread** : Metric, NPT, BSP, ET and PG  
**Features** : Displacement Seal  
**Seal Material** : LSOH Silicone Seal & Nylon Washer  
**Standard Accessories** : IP Washer (Thread Seal)  
**Optional Accessories** : Shroud, Lock Nut, Earth Tag, Serrated Washer, Ingress Disc



### Gland Selection Chart

Size	Standard Thread "C"				Optional Thread Size "C"		Thread Length "D"	Conduit Connec on Thread (B)		Multi Hole Seal Detail			Cable Dia. A		A/F	A/C
	Metric	NPT/BSP	ET	PG	Metric	NPT/BSP		Metric	NPT	Seal Hole Cable Ø (X)	Number of Holes	Ordering Suffix for Seal	Min.	Max.		
16	16	3/8"	5/8"	PG9	-	-	15.00	20	1/2"	1.5	1 to 6	A	3.10	8.60	24.00	26.20
	16	3/8"	5/8"	PG9	-	-	15.00	20	1/2"	2.0	1 to 6	B	3.10	8.60	24.00	26.20
20	20	1/2"	3/4"	PG16	25	3/4"	15.00	20	1/2"	2.5	1 to 7	A	6.50	13.90	27.00	29.50
	20	1/2"	3/4"	PG16	25	3/4"	15.00	20	1/2"	3.0	1 to 7	B	6.50	13.90	27.00	29.50
	20	1/2"	3/4"	PG16	25	3/4"	15.00	20	1/2"	3.6	1 to 7	C	6.50	13.90	27.00	29.50
	20	1/2"	3/4"	PG16	25	3/4"	15.00	20	1/2"	4.0	1 to 7	D	6.50	13.90	27.00	29.50
25	25	3/4"	1"	PG21	32	1"	15.00	25	3/4"	2.5	1 to 7	A	11.30	19.90	36.00	39.20
	25	3/4"	1"	PG21	32	1"	15.00	25	3/4"	3.0	1 to 7	B	11.30	19.90	36.00	39.20
	25	3/4"	1"	PG21	32	1"	15.00	25	3/4"	3.6	1 to 7	C	11.30	19.90	36.00	39.20
	25	3/4"	1"	PG21	32	1"	15.00	25	3/4"	4.0	1 to 7	D	11.30	19.90	36.00	39.20
32	32	1"	1 1/4"	PG29	40	1 1/4"	15.00	32	1"	2.5	1 to 7	A	17.00	26.20	41.00	45.00
	32	1"	1 1/4"	PG29	40	1 1/4"	15.00	32	1"	3.0	1 to 7	B	17.00	26.20	41.00	45.00
	32	1"	1 1/4"	PG29	40	1 1/4"	15.00	32	1"	3.6	1 to 7	C	17.00	26.20	41.00	45.00
	32	1"	1 1/4"	PG29	40	1 1/4"	15.00	32	1"	4.0	1 to 7	D	17.00	26.20	41.00	45.00

### Product Code for Ordering Purpose

Size	Type	Material	Thread Type	Conduit Connection Thread Type "B"	Shroud Type	Accessories	Seal Type	Seal with Holes	
20	A2FMHRM	Brass-1	Standard Metric-11	Standard Metric-11	PVC Shroud-PS	Lock Nut-5	A	Between 1 to 7. (Respectively According to Sizes*)	
		Stainless Steel-2	Standard NPT-12	Standard NPT-12	LSF Shroud-LS	IP Washer-6	B		
		Nickel Plated-3	ET Thread-13	Optional BSP-20	LSOH Shroud-SL	Serrated Washer-7	C		
			PG Thread-14		PCP Shroud-PC	Ingress Disc-8	D		
			BSP Thread-15			Earth Tag-9			
				Optional Metric-16					
				Optional NPT-17					
				Optional BSP-20					

### Ordering Information

**Code:** 20A2FMHRM31111PS569A4  
A2FMHRM-20-M20(M)-M20(M) Nickel Plated Cable Gland Kit with seal included four holes of 2.5mm.

20=Gland Size, A2FMHRM=Gland Type, 3= With Nickle Plated Material, 11=With Standard Metric Thread(C), 11=Conduit Thread(B), PS= With PVC Shroud, 5=With Lock Nut, 6=With IP Washer, 9=With Earthing Tag, A=Ordering suffix for seal type, 4=Number of Holes in seal